

OALCF Tasks for the Apprenticeship Goal Path: Prepared for the Project, *Developing Best Practices for Increasing, Supporting and Retaining Apprentices in Northern Ontario (2014)*

OALCF Task Cover Sheet

Task Title: Calculating Offsets in Plumbing

Learner Name:	
Date Started:	Date Completed:
Successful Completion: Yes ___ No ___	
Goal Path: Employment ___ Apprenticeship <input checked="" type="checkbox"/> Secondary School ___ Post Secondary ___ Independence ___	
Task Description: Calculating offsets using multiple step formulas to determine measurements of pipes when installing around obstacles. <i>Please note that some of these tasks are beyond Level 3</i>	
Competency: A: Find and Use Information C: Understand and Use Numbers	Task Group(s): A1: Read continuous text A2: Interpret document C3: Use measures
Level Indicators: A1.2: Read texts to locate and connect ideas and information A2.2: Interpret simple documents to locate and connect information C3.3: Use measures to make multi-step calculations; use specialized measuring tools	
Performance Descriptors: see chart on last page	
Materials Required: <ul style="list-style-type: none"> • Pen and paper • Calculator with square root • Attached document - Understanding Offsets in Plumbing 	

OALCF Tasks for the Apprenticeship Goal Path: Prepared for the Project, *Developing Best Practices for Increasing, Supporting and Retaining Apprentices in Northern Ontario (2014)*

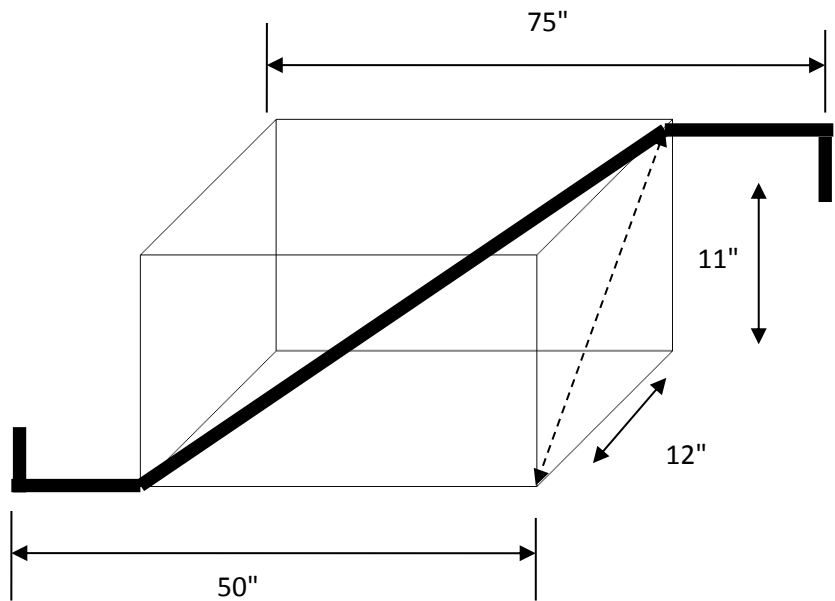
Task Title: Calculating Offsets in Plumbing

Learner Information and Tasks

Plumbers encounter obstacles when installing pipes and must always calculate offsets to determine where pipes should be located and to ensure the correct elbows are used for fittings. Read the document **Understanding Offsets in Plumbing**.

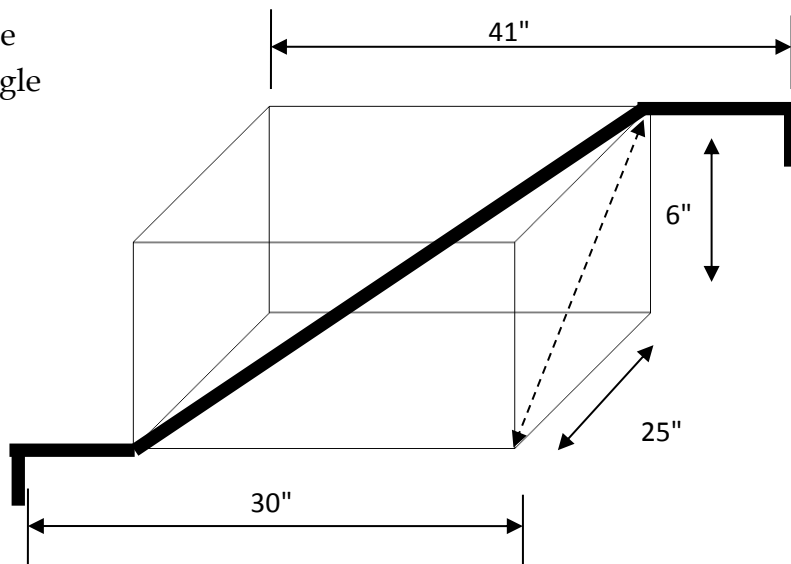
Task 1: Calculate the setback and diagonal for the following pipe schematic using a

- a) 45° angle
- b) $22\frac{1}{2}^\circ$ angle



Task 2: Calculate the setback and diagonal for the following pipe schematic using a

- a) 45° angle
- b) $22\frac{1}{2}^\circ$ angle



OALCF Tasks for the Apprenticeship Goal Path: Prepared for the Project, *Developing Best Practices for Increasing, Supporting and Retaining Apprentices in Northern Ontario (2014)*

Understanding Offsets in Plumbing

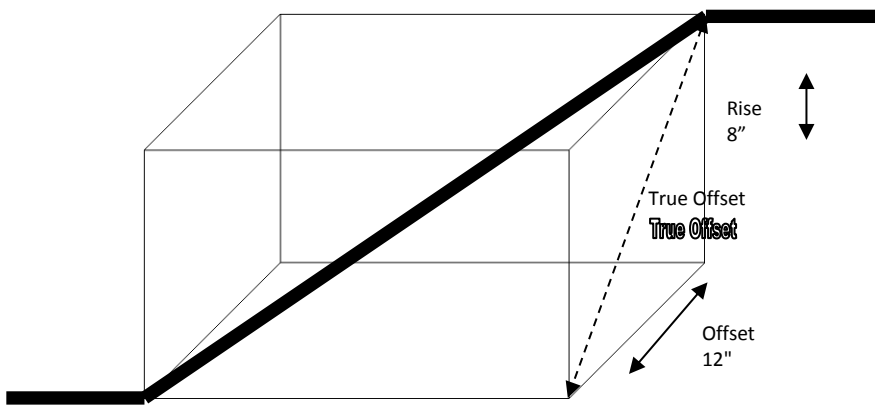
A fitting or combination of fittings consisting of elbows or bends that brings one section of pipe out of line with, but into a line parallel with, another section of pipe. An offset permits an abrupt change in the direction of a pipe to avoid an obstruction for example, and continue in the same direction.

An offset in a line of piping is a combination of elbows or bends which brings one section of pipe out of line but into a line parallel with the other section.

When two pipes are parallel to each other they are an offset distance apart. They may both be horizontal or vertical. The distance between the centerlines of the two parallel pipes is called the offset. If two parallel pipes are connected by fittings other than 90 degrees then the centre-to-centre length of the connecting pipe is a diagonal.

A rolling offset refers to the changes in direction that a pipe can make in a piping system.

Calculating the offset



Step 1 - Calculate the True Offset

Use the Pythagoras Theorem

$$\text{Offset squared} + \text{Rise squared} = \text{True Offset squared}$$

True Offset = Square Root of True Offset

- $12^2 + 8^2 = \text{True Offset squared}$
- $(12 \times 12) + (8 \times 8) = 144 + 64 = 208$
- $\text{True Offset squared} = 208 = 14.42$

Step 2 - Calculate the Setback and Diagonal

OALCF Tasks for the Apprenticeship Goal Path: Prepared for the Project, *Developing Best Practices for Increasing, Supporting and Retaining Apprentices in Northern Ontario (2014)*

Use the Common Fitting Constants Table

Fitting Angle	60°	45°	22.5 or 22 1/2°
Diagonal = true offset x constant	1.155	1.414	2.613
Setback = true offset x constant	0.577	1.000	2.414

Diagonal = True Offset x 45° angle constant

$$\text{Diagonal} = 14.42 \times 1.414 = 20.39$$

20.39" is the diagonal measurement for the rolling offset

Setback = true offset x 60° angle constant

$$\text{Setback} = 14.42 \times 0.577 = 8.32$$

8.32" is the setback measurement for the offset

OALCF Tasks for the Apprenticeship Goal Path: Prepared for the Project, *Developing Best Practices for Increasing, Supporting and Retaining Apprentices in Northern Ontario (2014)*

Task Title: Calculating Offsets in Plumbing

Answer Key

Task 1 a: Calculate the setback and diagonal for the following pipe schematic using a 45° angle.

$$12^2 + 11^2 = 144 + 121 = 265$$

$$265 \text{ squared} = 16.28$$

$$16.28 \times 1.414 = 23.02 \quad \text{The diagonal is } 23.02''$$

$$16.28 \times 1.000 = 16.28$$

The setback is 16.28''

Task 1 b: Calculate the setback and diagonal for the following pipe schematic using a 22.5° angle.

$$12^2 + 11^2 = 144 + 121 = 265$$

$$265 \text{ squared} = 16.28$$

$$16.28 \times 2.613 = 42.54 \quad \text{The diagonal is } 42.54''$$

$$16.28 \times 2.414 = 39.3$$

The setback is 39.3''

Task 2 a: Calculate the setback and diagonal for the following pipe schematic using a 45° angle.

$$252 + 62 = 625 + 36 = 661$$

$$661 \text{ squared} = 25.71$$

$$25.71 \times 1.414 = 36.35 \quad \text{The diagonal is } 36.35''$$

$$25.71 \times 1.000 = 25.71$$

The setback is 25.71''

Task 2 b: Calculate the setback and diagonal for the following pipe schematic using a 22.5° angle.

$$252 + 62 = 625 + 36 = 661$$

$$661 \text{ squared} = 25.71$$

$$25.71 \times 2.613 = 67.18 \quad \text{The diagonal is } 67.18''$$

$$25.71 \times 2.414 = 62.06$$

The setback is 62.06''

OALCF Tasks for the Apprenticeship Goal Path: Prepared for the Project, *Developing Best Practices for Increasing, Supporting and Retaining Apprentices in Northern Ontario (2014)*

Task Title: Calculating Offsets in Plumbing

Performance Descriptors		Needs Work	Completes task with support from practitioner	Completes task independently
A1.2	<ul style="list-style-type: none"> scans text to locate information 			
	<ul style="list-style-type: none"> locates multiple pieces of information in simple texts 			
	<ul style="list-style-type: none"> makes low-level inferences 			
	<ul style="list-style-type: none"> makes connections between sentences and between paragraphs in a single text 			
	<ul style="list-style-type: none"> follows the main events of descriptive, narrative and informational texts 			
A2.2	<ul style="list-style-type: none"> performs limited searches using one or two search criteria 			
	<ul style="list-style-type: none"> extracts information from tables and forms 			
	<ul style="list-style-type: none"> uses layout to locate information 			
	<ul style="list-style-type: none"> makes connections between parts of documents 			
	<ul style="list-style-type: none"> makes low-level inferences 			
C3.3	<ul style="list-style-type: none"> calculates using numbers expressed as whole numbers, fractions, decimals, percentages and integers 			
	<ul style="list-style-type: none"> understands and uses properties of angles and triangles to solve problems 			
	<ul style="list-style-type: none"> understands and uses formulas for finding the perimeter, area and volume of non-rectangular, composite shapes 			
	<ul style="list-style-type: none"> manages unfamiliar elements (e.g. context, content) to complete tasks 			
	<ul style="list-style-type: none"> makes estimates involving many factors where precision is required 			

OALCF Tasks for the Apprenticeship Goal Path: Prepared for the Project, *Developing Best Practices for Increasing, Supporting and Retaining Apprentices in Northern Ontario (2014)*

	<ul style="list-style-type: none"> chooses and performs required operations; makes inferences to identify required operations 			
	<ul style="list-style-type: none"> selects appropriate steps to solutions from among options 			
	<ul style="list-style-type: none"> interprets, represents and converts measures using whole numbers, decimals, percentages, ratios and fractions 			
	<ul style="list-style-type: none"> uses strategies to check accuracy (e.g. estimating, using a calculator, repeating a calculation, using the reverse operation) 			

This task: was successfully completed____ needs to be tried again____

Learner Comments

Instructor (print)

Learner Signature