



Task Title: WHMIS Pictograms

OALCF Cover Sheet – Learner Copy

Learner Name: _____

Date Started: _____

Date Completed: _____

Successful Completion: Yes No

Goal Path: Employment Apprenticeship

Secondary School Post Secondary Independence

Task Description:

Use the WHMIS Pictograms Infographic to answer questions about the symbols identifying hazardous materials.

Main Competency/Task Group/Level Indicator:

- Find and Use Information/Interpret documents/A2.2

Materials Required:


- Pen/pencil and paper and/or digital device

Task Title: WHMIS Pictograms_EA_A2.2

Learner Information

Workplace Hazardous Materials Information System (WHMIS) is used to identify hazards. Preventing exposure to hazardous materials is critical to maintaining personal and workplace safety.

Scan the WHMIS Pictograms infographic.



WHMIS Pictograms

Workplace Hazardous Materials Information System

Flame

- Flammable
- Self-Reactive
- Pyrophoric
- Self-Heating
- In Contact with Water, Emits Flammable Gases
- Organic Peroxide
- Chemicals Under Pressure (flammable)

Flame over Circle

- Oxidizer

Exploding Bomb

- Explosive*
- Self-Reactive (severe)
- Organic Peroxide (severe)

Gas Cylinder

- Gas Under Pressure
- Chemicals Under Pressure

Skull and Crossbones

- Acute Toxicity (fatal or toxic)

Corrosion

- Serious Eye Damage
- Skin Corrosion
- Corrosive to Metals

Biohazardous

- Biohazardous Infectious Materials

Exclamation Mark


- Irritation (skin or eyes)
- Skin Sensitization
- Acute Toxicity (harmful)
- Specific Target Organ Toxicity (drowsiness or dizziness, or respiratory irritation)
- Hazardous to the Ozone Layer*

Health Hazard

- Carcinogenicity
- Respiratory Sensitization
- Reproductive Toxicity
- Specific Target Organ Toxicity
- Germ Cell Mutagenicity
- Aspiration Hazard

Environment

- Aquatic Toxicity*




A pictogram appropriate for the hazard

- Physical Hazards Not Otherwise Classified
- Health Hazards Not Otherwise Classified


NOTE: No pictogram is assigned to some hazard classes e.g., Combustible Dusts and Simple Asphyxiants, and some less severe hazard categories. Chemicals Under Pressure, Categories 1 and 2, must be represented by both a flame and a gas cylinder pictogram.

*Not required by WHMIS, but may be used.



Canadian Centre for Occupational Health and Safety

1-800-668-4284



Work Sheet

Task 1: List three possible effects of Health Hazards.

Answer:

Task 2: Which two hazard types list skin damage as an effect?

Answer:

Task 3: Which two hazards types directly harm the environment?

Answer:

Task 4: Where could you find more information about hazard symbols and their effects?

Answer:
